

R8 QUICK-CHANGE TOOLING SYSTEM

Unit only
protrudes
1½" beyond
spindle.



1. Loading the Quick-Change Body into a standard R8 spindle.



2. Loading drill chuck holder and drill into body.



3. Removing drill chuck holder with one hand.



4. Inserting endmill holder and endmill for next operation.

- ❑ The Royal Quick-Change Tool System provides a **fast method for changing tools** on a Bridgeport-style mill — once the R8 body is installed in the machine spindle, tools can be changed in seconds.
- ❑ One hand operation — simply depress the brass locking button and rotate collar to the locked-open position. When a new tool is inserted, it depresses a spring-loaded pin, snapping the collar back into the locked-closed position.
- ❑ Very accurate — total system runout is less than 0.0005" TIR.
- ❑ **Short overhang (1½")** and two positive-drive keys enable many common milling and drilling operations to be easily performed.
- ❑ Please note that this tool is designed for light/medium-duty applications where the ability to change tools quickly outweighs the need for extreme rigidity. We do not recommend using this system for heavy milling or high-production applications.

R8 QUICK-CHANGE TOOLING SYSTEM



R8 Quick-Change Body Only

- Only protrudes 1 1/8" from gage line.
- U.S. Patent #4,708,548.

Start-Up Milling Kit

- Consisting of:
- Quick-Change Body
- One 3/8" Endmill Tool Holder
- One 1/2" Endmill Tool Holder
- One 5/8" Endmill Tool Holder
- One Stand FREE



Start-Up Drill & Mill Kit


- Consisting of:
- Quick-Change Body
- Three Drill Chuck Tool Holders (specify tapers)
- One 3/8" Endmill Tool Holder
- One 1/2" Endmill Tool Holder
- One 5/8" Endmill Tool Holder
- One Stand FREE



CAT. NO.	PRICE
24100	\$603

CAT. NO.	PRICE
24330	\$1,166

CAT. NO.	PRICE
24335	\$1,639




Endmill Tool Holder*

BORE SIZE	D	L	CATALOG NUMBER	PRICE
1/8"	1/2"	1 3/8"	24200	\$188
3/16"	11/16"	1 3/8"	24205	188
1/4"	11/16"	1 3/8"	24210	188
3/8"	1 3/16"	1 3/8"	24215	188
1/2"	1 3/8"	1 3/8"	24220	188
5/8"	1 9/16"	1 5/8"	24225**	188
3/4"	1 13/16"	2 3/16"	24230**	199
1"	2"	2 15/16"	24235**	222



Collet Chuck Tool Holder

FOR ERICKSON™ COLLET MODEL	MAX. COLLET CAPACITY	A	CATALOG NUMBER	PRICE
200 DA	3/8"	1 9/16"	24260	\$269
180 DA	3/4"	1 13/16"	24265	284
ER - 16*	3/8"	1 9/16"	24266	276
ER - 32*	3/4"	1 15/16"	24268	297

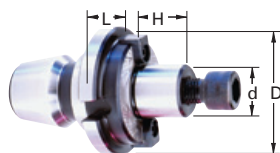


Drill Chuck Tool Holder

JACOBS TAPER	L	CATALOG NUMBER	PRICE
J2	1 3/32"	24285	\$158
J3	1 3/32"	24290	158
J6	1 3/32"	24295	158
J33	1 3/32"	24300	158

*Single endmills only. Designed for minimum overhang.
**For light milling only. For heavy milling use solid endmill holder.

* Collets available on pages 6 - 7.



Shell Mill Tool Holder

"d" SIZE	D	L	H	CAT. NO.	PRICE
1/2"	1 1/4"	9/16"	1 9/32"	24250	\$245
3/4"	1 11/16"	9/16"	2 3/32"	24255	269



Tool Holder Stand

CAT. NO.	PRICE
24325	\$73